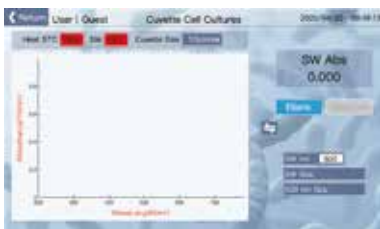


Detection mode

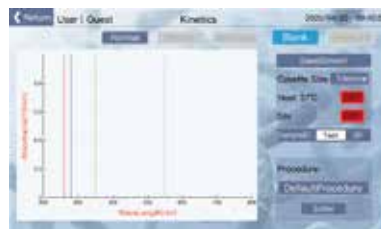
Cuvette detection (ND-100C)

Cuvette detection



Measure nucleic acid, protein, microbial cell culture and kinetic testing. It provides auxiliary functions of stirring and heating while measuring.

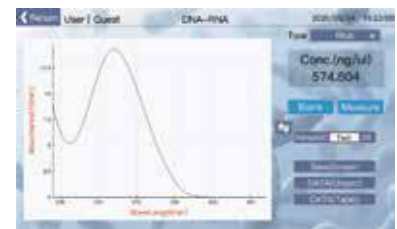
Kinetic testing



Provide users with an intuitive absorbance change curve, user-defined wavelength points to view the relationship between absorbance changes over time, and 100 kinetic programs can be built in.

Micro detection


Micro detection



Nucleic acid detection, micro nucleic acid array, pure protein detection, labeled protein detection, protein quantitative detection, microbial cell culture detection and conventional full-wavelength scanning.

Instructions

Micro detection



Raise the sample arm, add the sample to the detection base.



Put down the sample arm and measure the sample according to the software interface.



After the test is completed, wipe the measuring platform with dust-free paper to avoid sample residue.

Cuvette detection(ND-100C)



Raise the sample arm and add the sample to the detection base.



Put down the sample arm and measure the sample according to the software interface.



After the test is completed, wipe the measuring platform with dust-free paper to avoid sample residue.

Details



High-definition 7-inch display
Full touch operation,
better experience.



Sample detection platform
(stainless steel and quartz optical fiber)
High strength, anti-corrosion.



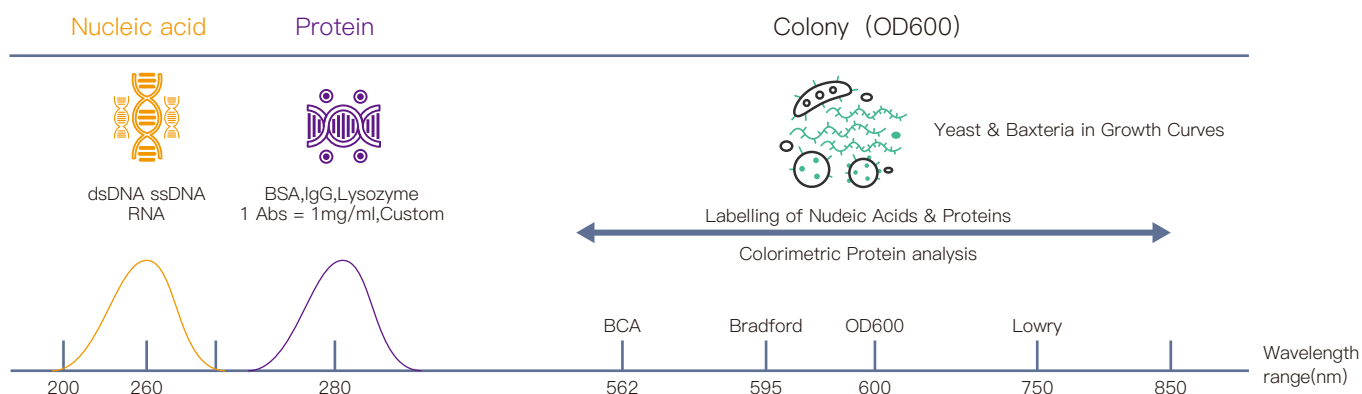
The measuring arm is sturdy
and lightweight, exquisite and
beautiful.



Dust-proof design
Prevents the backlog of dust
from causing inaccurate
measurement.

Application

Ultra-micro ultraviolet-visible spectrophotometer is a very important analytical instrument, whether in the fields of scientific research such as physics, chemistry, biology, medicine, materials science, environmental science, or in modern chemical engineering, medicine, environmental testing, metallurgy Production and management departments, Ultra-micro ultraviolet-visible spectrophotometer have a wide range of important applications. Ultra-micro ultraviolet-visible spectrophotometer is to use spectrophotometry to quantitatively and qualitatively analyze substances, and is often used for nucleic acid, protein quantification and cell culture detection; Ultra-micro ultraviolet-visible spectrophotometer is already a conventional instrument in modern molecular biology laboratory.



Parameter

Model	ND-100/100C	Light absorption accuracy	0.002Abs (1mm)
Test sample capacity	0.5~2μl	Absorbance accuracy	1%(0.76Abs at 256nm)
Light source	Xenon lamp	Detection concentration range	2~15000ng/μl(dsDNA)
Detector	2048 linear CCD array	Sample base material	304 stainless steel and quartz optical fiber
Optical path	≤0.7mm	Measure time	About 5s
Wavelength range	200~850nm	Power	20W
Wavelength accuracy	<1nm	Power Adapter	12V , 5A
Wavelength resolution	≤2nm	Dimensions	W.197xD.327×H.181mm
Light absorption range	0.04~300Abs (10mm)	Net weight	3.1kgs

Model	ND-100C	Heating range of cuvette	37±0.5°C
Cuvette specifications	12.5mm(L)×12.5mm(W)×45mm(H)	Stirring speed of cuvette	High and low two modes
Cuvette optical path length	10, 5, 2, 1mm	Detection concentration range of cuvette	0.2~750ng/ul(dsDNA)
Cuvette beam height	6mm	Light absorption range of cuvette	0.004~25Abs (10mm)